

Getting Started with Footsteps2Brilliance®

- FOR PARENTS -

Welcome to Footsteps2Brilliance—a revolutionary Early Learning Mobile Technology Platform that accelerates student achievement by uniting the power of mobile game technology with the latest in cognitive research. Because the program can be accessed with or without an Internet connection on any Apple or Android tablet or phone, as well as on a traditional computer, it provides schools and districts with an unprecedented ability to connect school, home, and the community. This guide is designed to answer a parent's most Frequently Asked Questions.

How do I access Footsteps2Brilliance?



On a computer:

1. On a web browser, go to www.myf2b.com
2. Log in. (Teachers and parents log in using a username and password. Children log in using their Super Secret Code or Student ID.)



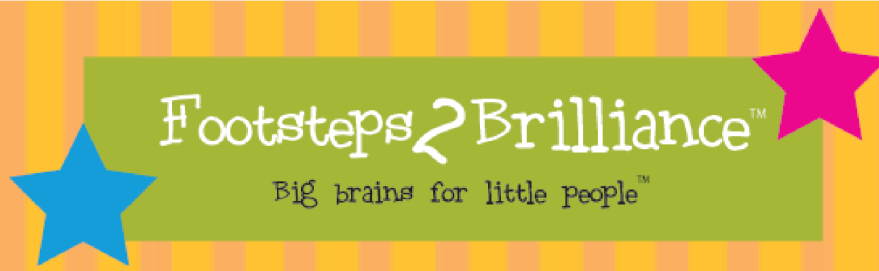
On a mobile device:

1. Go to the app store on your device and search for Footsteps2Brilliance.
2. Install the free Footsteps2Brilliance Enterprise App.
3. Log in.
4. Download the books, songs, games, and activities you want to access.



Children log in with their Super Secret Code

Parents log in with their username and password



Do I need a data plan to use Footsteps2Brilliance on a smartphone or tablet?

No. Once you install the Footsteps2Brilliance content in a Wi Fi environment, you and your child can use the Footsteps2Brilliance App at any time without Wi Fi or a data plan.

Periodically, you may need Wi Fi to:

- Install or update the App.
- Download new books, songs, games, and activities to use on your device.
- Report your progress to your school and teacher. (Your progress is saved on your device while you work offline until the device connects to Wi Fi.)

Where do I find my Username and Password?

After parents register to use the Footsteps2Brilliance program, they receive an email with a username and password. Be sure to check your email filters or junk mail for emails from parent@footsteps2brilliance.com. To get the registration URL, contact your school.

How do I add another child to my account?

At the end of the parent registration process, click the button to "Register another child."

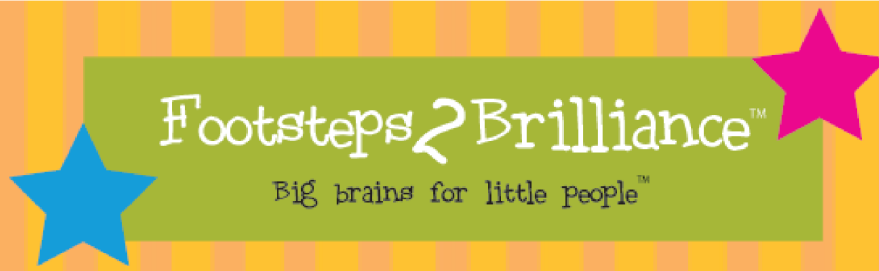
The parent registration URL allows you to add another child to your account at any time. Enter your first name, last name, and email address and you will be prompted to register another child.

To get the parent registration URL, contact your school.

How does my child access Footsteps2Brilliance?



Children log into Footsteps2Brilliance with a Super Secret Code or with their Student ID. The first time they log in, children may need to answer a few additional questions, such as first name or last name.



If you do not have a child's Super Secret Code on hand, you can also log in using your username and password and then select which child is using the device.

Which activities should my child be working on?

Footsteps2Brilliance offers a comprehensive curriculum that is designed to encourage children to explore books, games, and writing activities that appeal to them. Because each Footsteps2Brilliance book and game includes a variety of scaffolding designed to enable success at any reading level, Footsteps2Brilliance engages children in active discovery and develops a child's learning independence. While children are encouraged to explore all levels of the program, the following guide is provided as a rule of thumb.

Level Red is ideally suited for pre-readers and beginning readers.

Level Yellow is ideally suited for developing readers and writers.

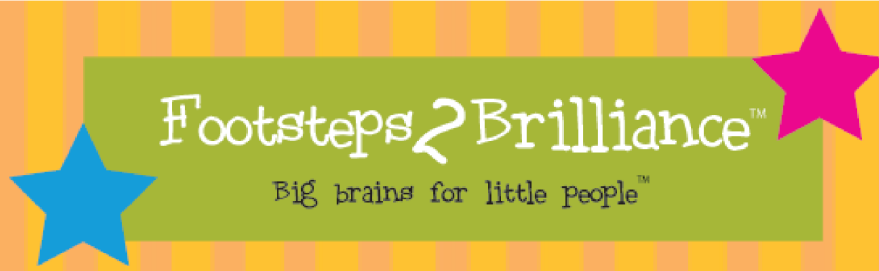
Level Blue is ideally suited for independent readers and writers.



Each level is organized into three shelves:

My Library presents children with extensive libraries of interactive ebooks that include a book, comprehension games, thematic literacy and skill games, and a writing experience where children create their own version of the story.

My Games offer children a variety of fun games that develop mastery of reading and language skills.



My Writing presents a child-friendly publishing tool where children can create and share an unlimited number of stories, journals, and reports. My Writing also offers opportunities to develop writing and analytical skills through Project Based Learning.

How do I change the language from English to Spanish?



The **ENG/ESP** toggle button can be pressed at any time to change the language of the program. Keep in mind that Footsteps2Brilliance is designed to enrich a child's vocabulary and language skills in English and in Spanish. However, the program focuses on English phonics as a building block for literacy. For this reason, some games include only English target words and/or letter sounds.

Where can I get additional assistance?

Be sure to subscribe to our blog to receive regular updates and tips for Footsteps2Brilliance:
www.footsteps2brilliance.com/blog.

For additional support,
please contact us at support@footsteps2brilliance.com